

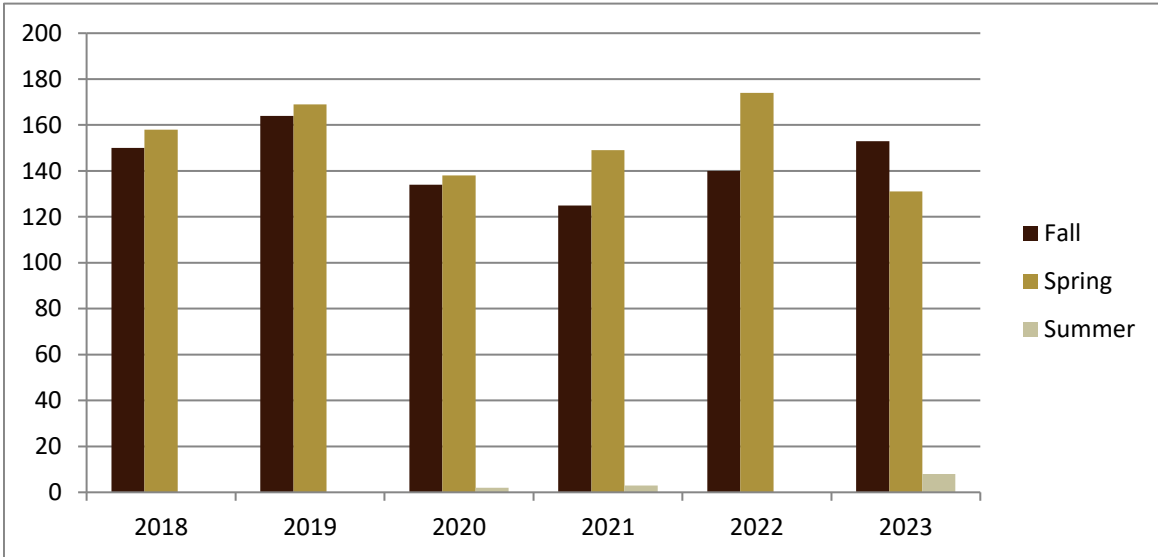
# SMSU Theatre Arts Program

## Course Data

Academic Years 2018 to 2023



Enrolled by Term						
	2018	2019	2020	2021	2022	2023
Fall	150	164	134	125	140	153
Spring	158	169	138	149	174	131
Summer			2	3		8
<b>Grand Total</b>	<b>308</b>	<b>333</b>	<b>274</b>	<b>277</b>	<b>314</b>	<b>292</b>



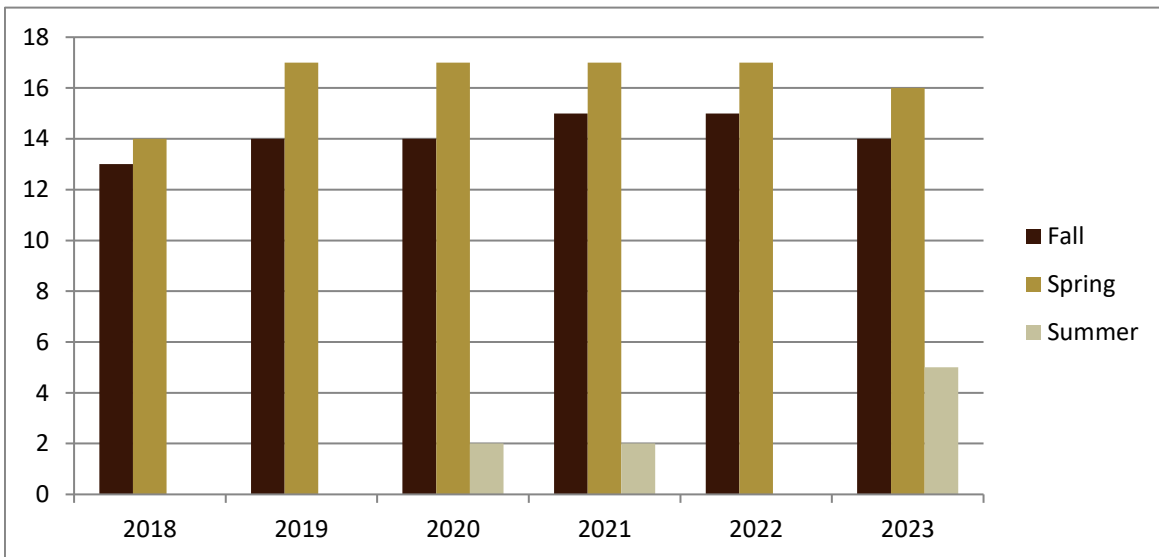
# SMSU Theatre Arts Program

## Course Data

Academic Years 2018 to 2023



Courses by Term	2018	2019	2020	2021	2022	2023
Fall	13	14	14	15	15	14
Spring	14	17	17	17	17	16
Summer			2	2		5
<b>Grand Total</b>	<b>27</b>	<b>31</b>	<b>33</b>	<b>34</b>	<b>32</b>	<b>35</b>



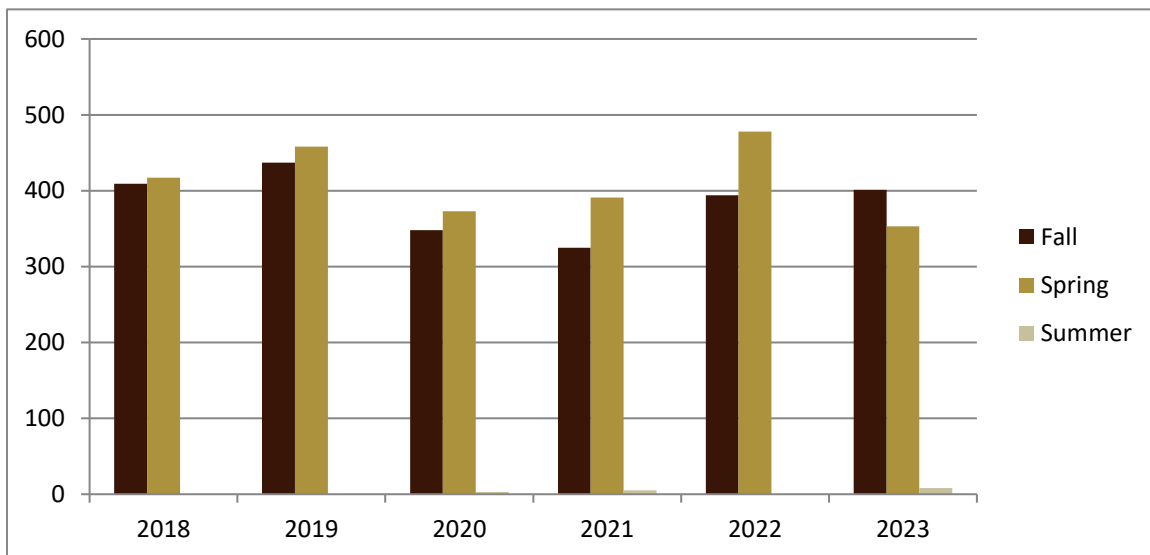
# SMSU Theatre Arts Program

## Course Data

Academic Years 2018 to 2023



Credit Hours by Term						
	2018	2019	2020	2021	2022	2023
Fall	409	437	348	325	394	401
Spring	417	458	373	391	478	353
Summer			3	5		8
<b>Grand Total</b>	<b>826</b>	<b>895</b>	<b>724</b>	<b>721</b>	<b>872</b>	<b>762</b>



# SMSU Theatre Arts Program

## Course Data

Academic Years 2018 to 2023



Credit Hours by Level						
	2018	2019	2020	2021	2022	2023
1-Lower 1	378	519	369	324	378	366
2-Lower 2	234	219	114	207	270	219
3-Upper 3	172	104	168	118	165	111
4-Upper 4	42	53	73	72	59	66
<b>Grand Total</b>	<b>826</b>	<b>895</b>	<b>724</b>	<b>721</b>	<b>872</b>	<b>762</b>

